


Student Satisfaction Survey Report Academic Year 2019-20

A survey of student satisfaction was conducted for Academic Year 2019-20. The survey was implemented online through Google Form. Google Form link were sent to students to participate in this online survey. Participation was voluntary, and respondents were ensured confidentiality. The survey was developed based on Guidelines given by NAAC. The SSS questionnaire contains 20 objective & 01 subjective questions taken from NAAC website. Students were encouraged to participate in the survey through Poster of survey displayed on notice board. Total 171 Responses received by students. Analysis is as follows-

How well did the teachers prepare for the classes?

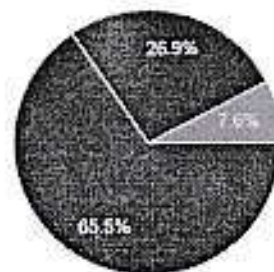
171 responses



- Thoroughly
- Satisfactorily
- Poorly
- Indifferently
- Won't teach at all

How well were the teachers able to communicate?

171 responses

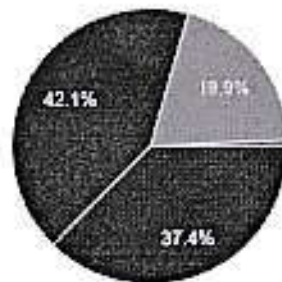


- Always effective
- Sometimes effective
- Just satisfactorily
- Generally ineffective
- Very poor communication



The teacher's approach to teaching can best be described as

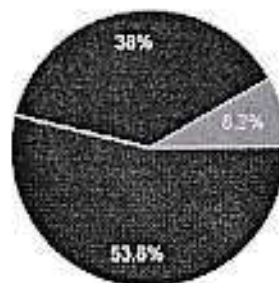
171 responses



- Excellent
- Very good
- Good
- Fair
- Poor

Fairness of the internal evaluation process by the teachers.

171 responses

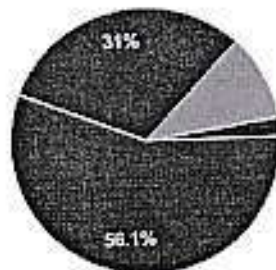


- Always fair
- Usually fair
- Sometimes unfair
- Usually unfair
- Unfair



Was your performance in assignments discussed with you?

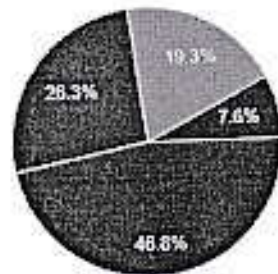
171 responses



- Every time
- Usually
- Occasionally/Sometimes
- Rarely
- Never

The institute takes active interest in promoting internship, student exchange, field visit opportunities for students

171 responses

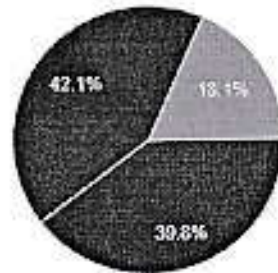


- Regularly
- Often
- Sometimes
- Rarely
- Never



The teaching and mentoring process in your institution facilitates you in cognitive, social and emotional growth

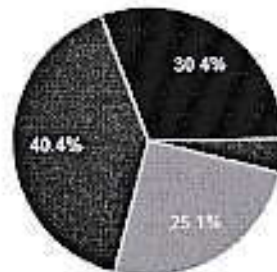
171 responses



- Significantly
- Very well
- Moderately
- Marginally
- Not at all

The institution provides multiple opportunities to learn and grow

171 responses

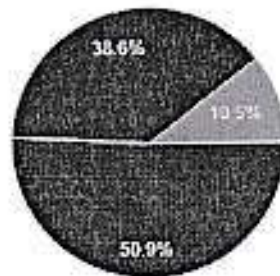


- Strongly disagree
- Disagree
- Neutral
- Agree
- Strongly agree



Teachers inform you about your expected competencies, course outcomes and programme outcomes

171 responses



- Every time
- Usually
- Occasionally/Sometimes
- Rarely
- Never

Your mentor does a necessary follow-up with an assigned task to you.

171 responses



- Every time
- Usually
- Occasionally/Sometimes
- Rarely
- I don't have a mentor



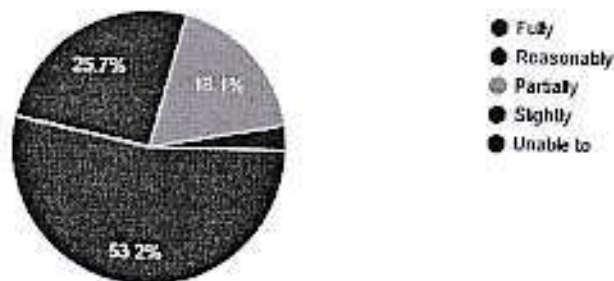
The teachers illustrate the concepts through examples and applications

171 responses



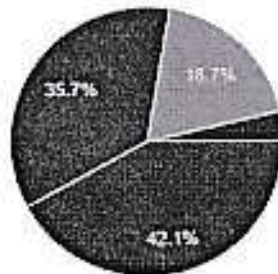
The teachers identify your strengths and encourage you with providing right level of challenges.

171 responses



Teachers are able to identify your weaknesses and help you to overcome them.

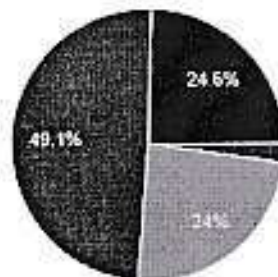
171 responses



- Every time
- Usually
- Occasionally/Sometimes
- Rarely
- Never

The institution makes effort to engage students in the monitoring, review and continuous quality improvement of the teaching learning process.

171 responses

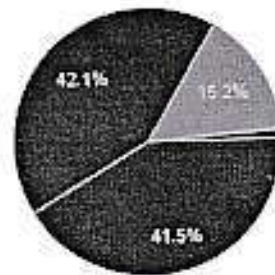


- Strongly disagree
- Disagree
- Neutral
- Agree
- Strongly agree



The institute/ teachers use student centric methods, such as experiential learning, participative learning and problem solving methodologies for enhancing learning experiences.

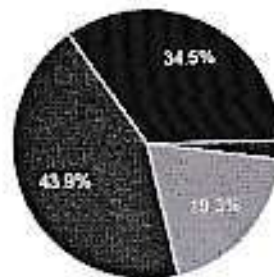
171 responses



- To a great extent
- Moderate
- Some what
- Very little
- Not at all

Teachers encourage you to participate in extracurricular activities.

171 responses

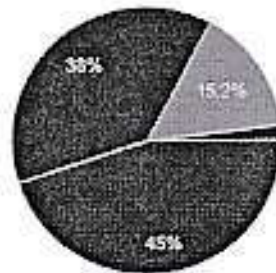


- Strongly disagree
- Disagree
- Neutral
- Agree
- Strongly agree



Efforts are made by the institute/ teachers to inculcate soft skills, life skills and employability skills to make you ready for the world of work.

171 responses



- To a great extent
- Moderate
- Some what
- Very little
- Not at all

What percentage of teachers use ICT tools such as LCD projector, Multimedia, etc. while teaching.

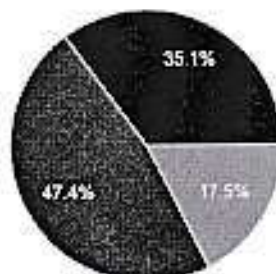
171 responses



- Above 90%
- 70 - 89%
- 50 - 69%
- 30 - 49%
- Below 29%

The overall quality of teaching-learning process in your Institute is very good.

171 responses



- Strongly disagree
- Disagree
- Neutral
- Agree
- Strongly agree



Give three observation / suggestions to improve the overall teaching – learning experience in your institution.

Some of the Responses are given here –

OBSERVATIONS:

- Good
- Teachers Are Really Good
- The teachers come well prepared before taking lectures.
- There is no such suggestion because in my view our institution is ahead and teaches and guides us very well and they give their 100% so that we can the hard question with ease.
- All teachers teach us to best that they can to explore with the best that we. All teachers entire teacher encourages us.
- ICT tools are used.
- Teachers do help in problem solving whenever needed.
- Overall teaching and learning process is great.
- Clear and deep explanation for programming language
- Very nicely planned lectures conducted.
- Better network as in current situation.
- The college is assisting very properly in the situation of covid-19
- Good inputs by faculty are seen.
- More interactive sessions, interesting sessions, good communication given by faculties.

SUGGESTIONS:

- They should use more examples while explaining a topic.
- More practicals will be helpful to open multiple ways of thinking for all students.
- College should conduct field visit to different types of IT companies.
- Learning should be highly application based.
- Teachers Should show more of extra videos related to subjects


Principal
ACBCS
PRINCIPAL
Ashoka Education Foundation's
Ashoka Center for Business and
Computer Studies, Nashik

